



RHS Chelsea Flower Show 2018



Tuesday 22 – Saturday 26 May

FLORAL ARRANGEMENT SCHEDULE

Application deadline date: Friday 9 February 2018

WHAT IS FLORAL DESIGN?

5 days of floral inspiration

RHS Chelsea Flower Show is a display of horticultural excellence in all its forms. Flower lovers are drawn to the Floral Design Studio, and its displays of floral arrangements is one of the highlights of the flower arranging year.

The Floral Design Studio is where the flower arranging world convene to see the best, most creative and original use of flowers and foliage and to spot new trends and techniques. With 165,000 visitors attending the five day show, thousands admire the floral arrangement exhibits.

Applications are encouraged from NAFAS UK and overseas members to stage as individuals or as pairs.

Before completing your application, please read through this document. It gives information on the following:

- What Happens Next
- Rules and Regulations
- Judging and Awards
- Accessing the Show and Tickets
- Contacts

WHAT HAPPENS NEXT

Competitors will be selected by a panel. Selection is based on prior experience, awards received and reliability, as well as the introduction of new competitors each year.

Competitors must specify their preferred class by marking the appropriate boxes stating their first and second choice of class. Where possible first choices will be given.

Completed applications must be received no later than **Friday 9 February**. Successful applicants will be notified by **Thursday 1 March**. A link to the online exhibitor zone will be sent to successful competitors when allocated.

CONTACT US

Floral Arrangement schedule and enquiries



Clare Greene
Deputy Show Manager
Tel: 020 7821 3682
claregreene@rhs.org.uk

Application forms, contact details, working access passes



Vanessa Russon
Exhibitor Services Co-ordinator
Tel: 020 7821 3008
vanessarusson@rhs.org.uk

Judging Enquiries



Joanna Shirley
Shows Judging Manager
Tel: 0207 821 3355
joannashirley@rhs.org.uk

Health & Safety
Tel: 0207 821 3087
showshs@rhs.org.uk

Press Office
Tel: 0207 821 3043
showspr@rhs.org.uk

Marketing Office
Tel: 0207 821 3036
showsmarketing@rhs.org.uk

RULES AND REGULATIONS

The floral arrangement competition is divided into two sessions, each lasting three days. The first session exhibit from Monday 21 (Press Day) to Wednesday 23 May 2018. The second session exhibit from Thursday 24 to Saturday 26 May 2018.

1. PARTICIPATION

We welcome applications from individual floral arrangers and floral arrangement clubs and societies affiliated to the Royal Horticultural Society, or the National Association of Flower Arrangement Societies (NAFAS).

- Entries from commercial enterprises or commercially related enterprises will not be accepted.
- No charge is made for exhibits in this section.

2. THEMES FOR RHS CHELSEA FLOWER SHOW 2018

Class Type and Class Title	Staging	Number of people eligible to stage	Staged under NAFAS club/society name or individual
Class A 'Spirit of the Season'	Background exhibit	Maximum of 2 people	2 x Individuals or NAFAS Club/Society
Class B 'Formation'	Island exhibit staged on a plinth	1 person	Individual
Class C 'A Tropical Dream'	Island exhibit on a circle	Maximum of 2 people	2 x Individuals or NAFAS Club/Society
Class D 'Light & Shadow'	Suspended exhibit hanging from single point	1 person	Individual

3. GUIDELINES FOR EXHIBITS

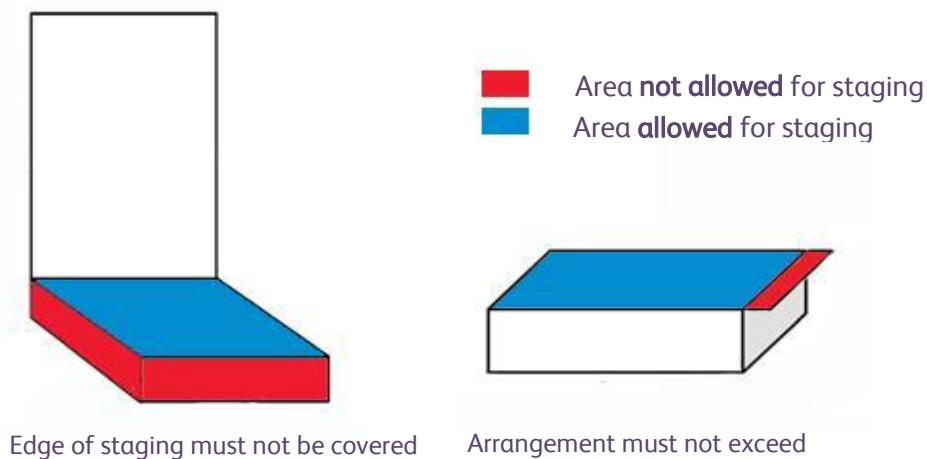
PLANT MATERIAL

- It is an expectation of the competition that all plant material will be in excellent condition.
- Natural plant material must predominate with emphasis on fresh flowers and foliage.
- You may use the following:
 - Some dyed, surface-coloured or manipulated (e.g. plaited, stapled, glossed, etc.) plant material;
 - Some dried plant material;However, fresh plant material should form the major part of your exhibit.
- Cultivated moss may be used.
- Wild dug plants or moss are not permitted.
- Artificial plant material is not permitted.
- Where possible cut stems of all living plant material should be in water, or water retaining material, or their stems sealed for longevity.

- The RHS asks that all competitors consider issues of environmental sustainability when sourcing and selecting cut flowers for display.
- Conditions in the Floral Design Studio can be warm; please take this into account when planning your exhibit so the display remains fresh for the duration of your session.

STAGING AREAS

- Competitors must include their own individual title with their exhibit.
- Plants or materials may not extend beyond the limits of the allowed space detailed below for each staging type.
- Edge of the staging must not be covered.
- Competitors are allowed to place a thin base on top of the existing base but this must not exceed the staging space or go over the edges.
- Competitors are not permitted to use their own painted or printed backgrounds.
- Attachments to the background, or structures added to the staging area are not permitted.
- The exhibitor's own lightweight drapes may be used, but must be attached to or draped over the exhibitor's own free-standing secure support.
- Drapes may not cover the entire staging area.
- Items requiring special time or expertise for their preparation may be assembled before arrival on site for incorporation in the exhibit, although these items must not be predominant in the exhibit.



POSITIVE FEATURES

- Plant material is of good quality, has been appropriately conditioned, and is free from any pests, diseases, disorders or damage.
- Space is well-filled without being overcrowded.
- Finish of the exhibit is good and it has an overall freshness.
- Theme for the display has been satisfactorily interpreted.
- Written information is accurate and well presented.
- Accessories used are appropriate in style, scale and condition.
- Design of the display enhances the appearance of the plant material.

NEGATIVE FEATURES

- Exhibit does not adhere to the rules for exhibiting as published in the RHS Chelsea Flower Show Manual or this Schedule.
- Plant material is of poor quality, is poorly conditioned, or is affected by pests, diseases, disorders or damage.
- Exhibit is either overcrowded or too thin.
- Exhibit is poorly finished and lacks freshness.
- Theme for the display has not been satisfactorily interpreted.
- Written information is inaccurate or not well presented.
- Accessories used are inappropriate in style, scale and condition.
- Design of the display detracts from the appearance of the plant material.
- Artificial plant material has been used.

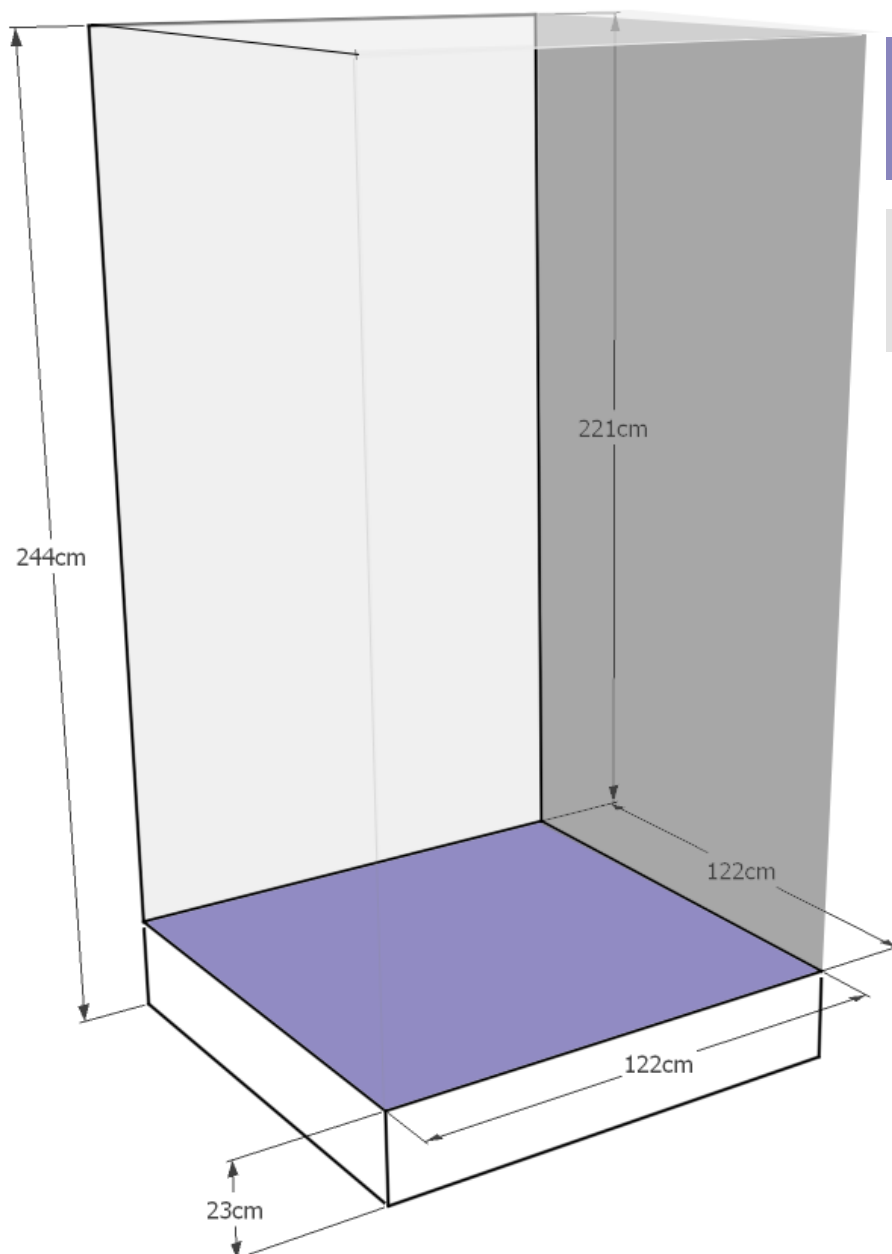
NEUTRAL FEATURES, NEITHER POSITIVE NOR NEGATIVE:

- Exhibit consists of plants produced out-of-season or contains mixtures of plants for different seasons, except where this conflicts with the theme of the exhibit.
- Exhibit contains rare or expensive plants.

4. STAGING

CLASS A 'Spirit of the Season'

- Background exhibit.
- Own title to be included within the permitted staging space.
- Space allowed: width 122cm, depth 122cm, height 221cm.
- Staging: width 122cm, depth 122cm and height 23cm from ground, background 244cm from ground and 221cm from top of base.
- Staging painted Dulux Goose Down Grey (colour code: 503006).
- Viewed and judged from the front.



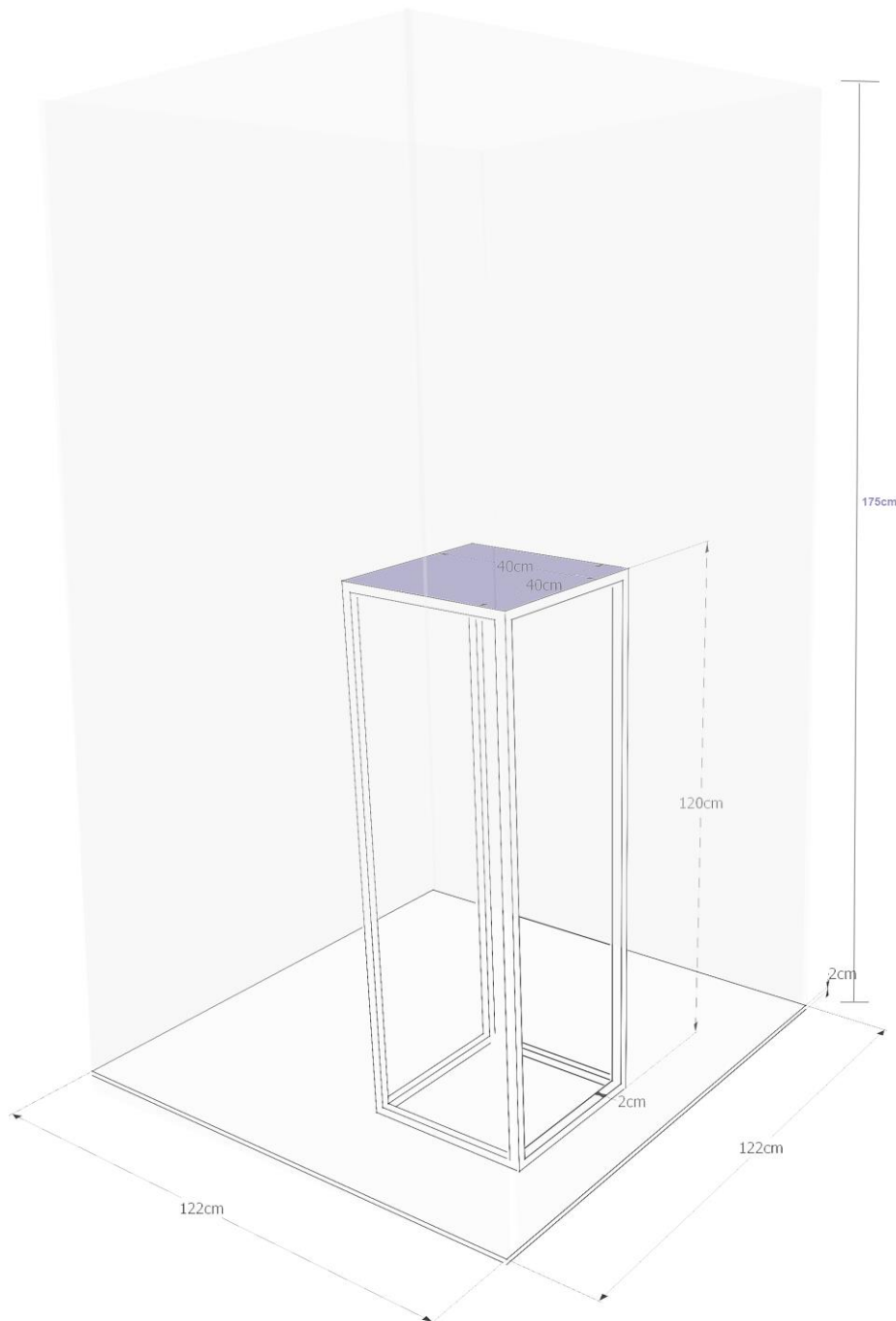
Key to diagrams

Staging base area

Space allowed for display

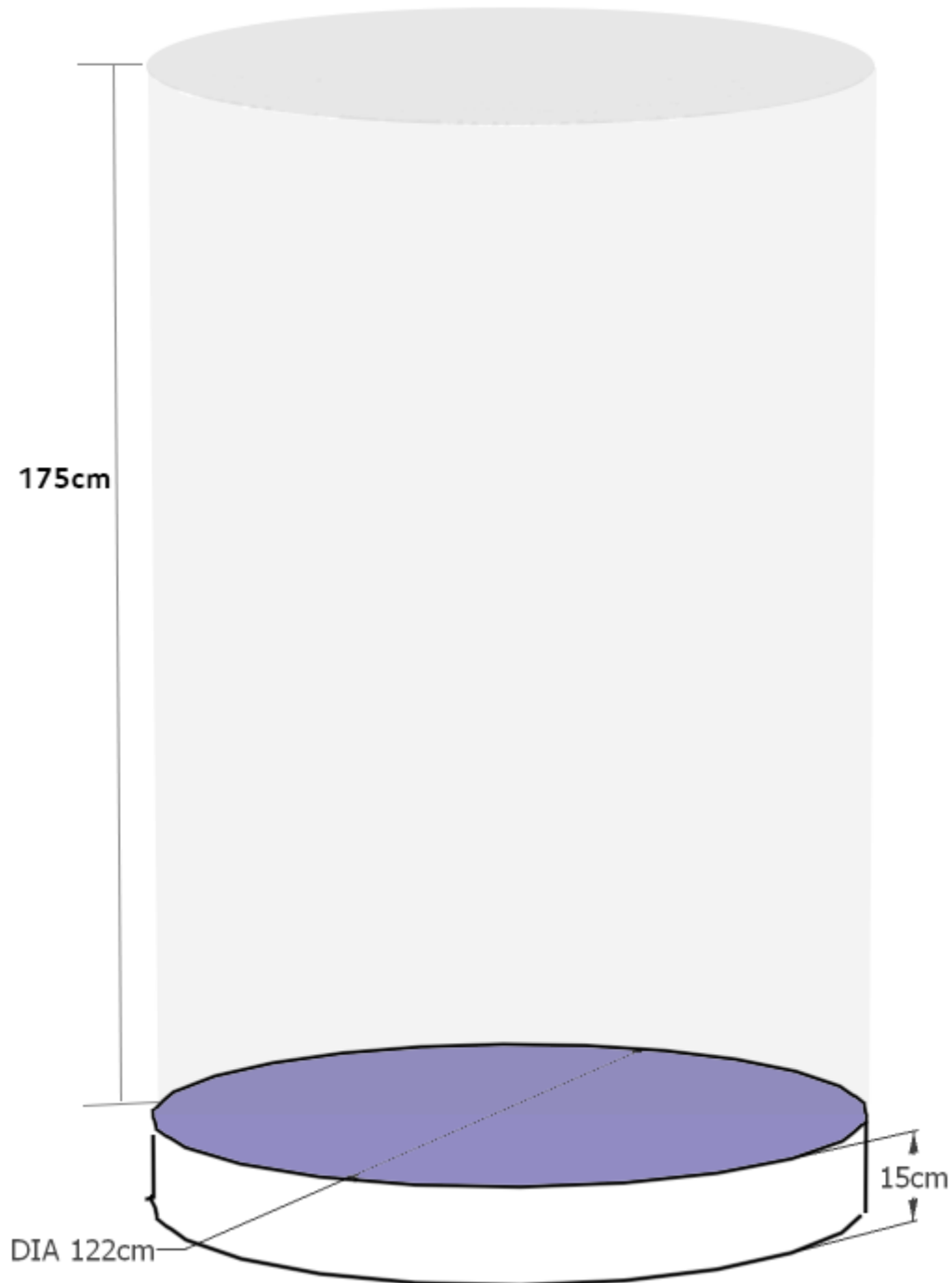
CLASS B 'Formation'

- Island exhibit.
- Own title to be included within the staging space (title may be placed on the base).
- Space allowed: width 122cm, depth 122cm, height to 175cm.
- Staging: a square, metal (orbital sanded steel) plinth, 40cm square, height 120cm, placed on a base, 122cm square: <https://artplinths.co.uk/shop/specialist-plinths/375-steel-frame-plinth-120h-x-40w-x-40w-cm.html>
- Placements are not permitted on the base and must be on the plinth only (except title).
- The plinth is not fixed and may be moved and placed anywhere within the staging space.
- Viewed and judged from the front.



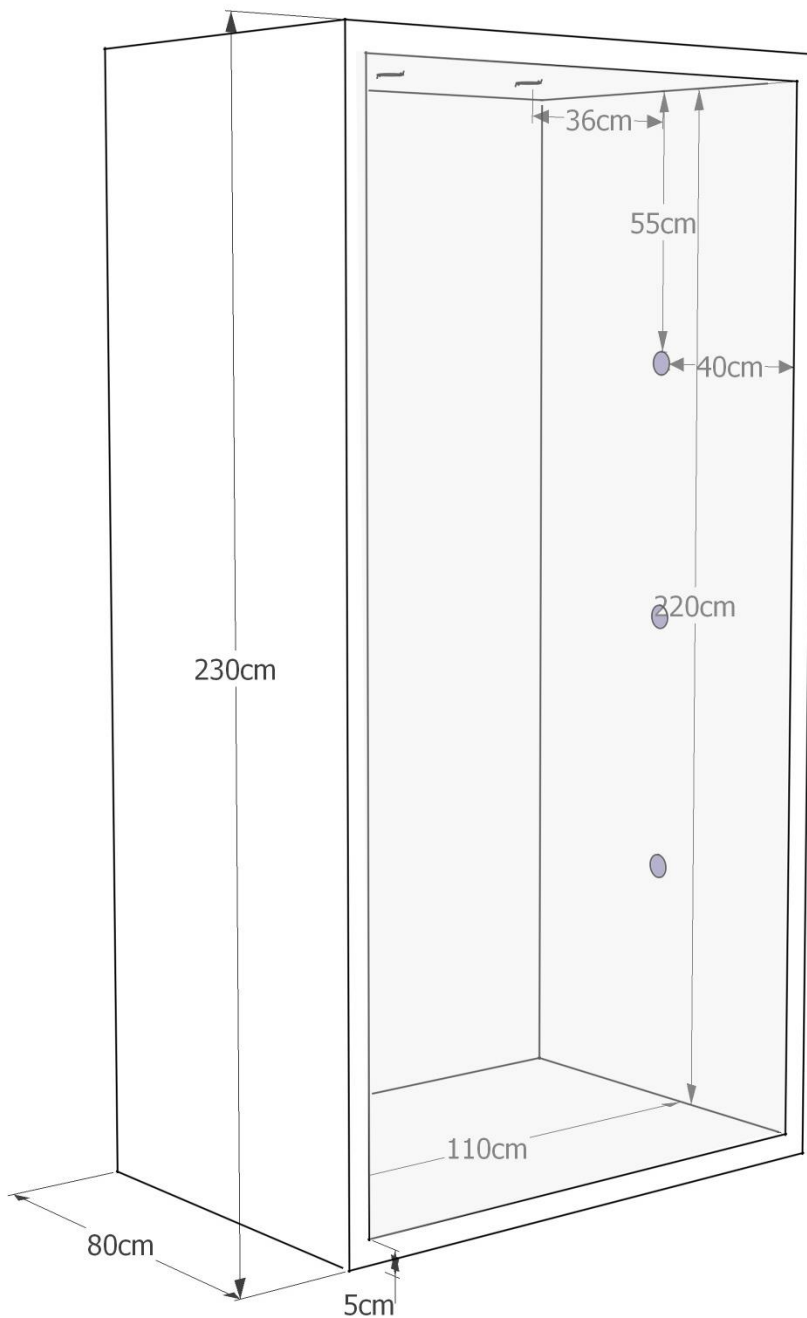
CLASS C 'A Tropical Dream'

- Island exhibit.
- Own title to be included within the staging space.
- Space allowed: 122cm diameter circle, height to 175cm.
- Staging: a circular plinth 122cm diameter, height 15cm from ground.
- Staging painted Dulux Goose Down Grey (colour code: 503006).
- Viewed all round and judged from the front.



CLASS D 'Light & Shadow'

- An exhibit can use the whole of the frame and should be suspended or / and staged within the frame.
- Each exhibit will be staged within a wooden frame.
- Own title to be included within the staging space, or may be placed on the floor besides.
- Placements are not permitted on the base (except title).
- Space allowed: width 120cm, depth: 80cm, drop height 230cm (from underside of frame)
- Staging: width 120cm, depth: 80cm, height 230cm.
- Metal ring bolts (24mm diameter) will be located at 3 evenly space points along both sides of the frame and from 2 points along the underside of the top of the frame from which to suspend your work or to attach wires with which to suspend your work: these are the only points at which you may attach to the frame and you must provide your own attachments/wire.
- Maximum weight of exhibit is 25kg.
- The arch is Dulux Goose Down Grey (colour code: 503006).
- Viewed and judged from the front.



BUILDING YOUR EXHIBIT

5. STAGING TIMES

- At the start of staging, all personnel other than the designated competitor(s) must leave the Floral Design Studio, failure to do this may result in disqualification.
- All competitors are required to wear high-visibility jackets at all times during staging and jackets should be put on before entering the Floral Design Studio.
- Competitors are advised to check the schedule very carefully throughout the staging process and prior to leaving the Floral Design Studio to ensure their display is in accordance with the schedule.

First session

- Competitors may commence staging from 9.45pm on Sunday 20 May 2018.
- Staging must be completed and exhibit clear by 6am on Monday 21 May 2018.
- The Floral Design Studio will be open and lit throughout the night.

Second session

- Competitors may commence staging from 9.45pm on Wednesday 23 May 2018.
- Staging must be completed and exhibit clear by 6am on Thursday 24 May 2018.
- The Floral Design Studio will be open and lit throughout the night.

Any problems arising during staging should be directed to the NAFAS coordinator in the Floral Design Studio. Any unresolved issues must be put in writing to the Deputy Show Manager and Shows Judging Manager, no later than 7 days after the event.

Second session competitor cars will be held at Burton Court before staging, and directed to site from 9.15pm to allow the first competitors to clear. Anyone arriving after 9.15pm should go directly to site.

Competitors' vehicles will be parked within the showground during staging for both sessions, by the direction of the site traffic management.

A water point will be available for general use located adjacent to the Floral Design Studio.

6. CLEARING

- All green waste should be placed in the recycling bins that will be provided outside the studio on breakdown nights. All other materials and rubbish created by the competitors must be removed at the end of each session.
- Black sacks to assist clearance will be provided.

First session

- Exhibits must be cleared between 8.30pm and 9.30pm on Wednesday 23 May 2018 – **The RHS will not accept responsibility for any exhibit in this section which has not been cleared by 9.30pm.**

Second session

- Exhibits must be cleared by 6.30pm on Saturday 26 May 2018.
- Sell-off commences at 4pm, however, floral design exhibitors must not sell off from their exhibit.
- Clearance commences at 5.30pm subject to the Floral Design Marquee being clear of visitors.
- Competitors cannot drive onto site to clear their exhibit on Saturday.
- Competitors should park their cars in Burton Court (pass supplied by RHS) and trolley out their exhibit.
- RHS staff will be available with buggies to assist with transporting equipment and material out of the showground. This assistance will commence once visitors have left the showground as it is unsafe for buggies to drive whilst the showground is busy. This will usually not be before 6pm.
- **The RHS will not accept responsibility for any exhibit in this section which has not been cleared by 6.30pm.**

7. MAINTENANCE OF EXHIBITS

- After judging has taken place, nothing may be added to the exhibit nor may anything be removed or altered, except faded cut flowers or other plant material which **must** be replaced with similar fresh flowers or plant material.
- Maintenance of exhibits, including watering, must be done in the mornings before the show opens (Tuesday to Saturday) from 7am to 7.30am entry by vehicle, 7am–7.45am entry on foot. No vehicles are permitted in the showground after 7.30am.

PROMOTION

8. NAME BOARDS AND CREDIT BOARDS

- A board bearing the name of the exhibitors, club or society will be provided by the RHS and placed on the exhibit after judging has taken place.
- One credit board, maximum 230mm x 150mm the size and style of which may bear the name(s) of your sponsor(s), if any, may be placed on your exhibit.
- No other labels or notices except the title of the exhibit and the credit board are allowed.

9. SHOW GUIDE & WEBSITE LIST

All exhibitors must confirm their details for listing in the show guide and on the RHS website on allocation.

10. LIABILITY FOR LOSS

Exhibits and competitors' property will, at all times, be at the risk of the competitor. The Royal Horticultural Society will not be liable for compensation for loss or damage from any cause whatsoever.

11. RHS CHELSEA FLOWER SHOW MANUAL

The manual is available for download from the online exhibitor zone and contains detailed information about the showground facilities and application forms for other services you may require. This will be sent to successful competitors in March 2018.

JUDGING AND AWARDS

Judging of floral arrangement exhibits at the Royal Horticultural Society's Shows is to RHS criteria below and NOT by NAFAS regulations.

2018 Floral Arrangement Competition Judging Criteria

© The Royal Horticultural Society 2016

Artistic Merit Creative and imaginative use of design elements and principles: form, line, space, texture, colour, balance, proportion, scale, rhythm, contrast, dominance, harmony Creative, innovative, distinction, Wow factor	Excellent (10)	Very Good (8)	Good (6)	Satisfactory (4)	Poor (2)
Interpretation of Title Choice and use of plant material clearly interpret class title Accessories should complement the plant material not dominate and should be in scale with all components Space should be used well, neither overfull nor under filled.	Excellent (5)	Very Good (4)	Good (3)	Satisfactory (2)	Poor (1)
Practical Merit Plant material to predominate, to be of good quality and well-conditioned. Workmanship: bases, background and all mechanics should be well finished and suitable. Mechanics/wires should be unobtrusive unless decorative	Excellent (5)	Very Good (4)	Good (3)	Satisfactory (2)	Poor (1)

Award	Gold	Silver-Gilt	Silver	Bronze	No Award
Points	(20 - 18)	(17-15)	(14 - 12)	(11 - 8)	(7 - 1)

Correct at time of print, subject to review.

Judging guidance

- During judging all personnel are required to vacate the Floral Design Studio.

rhs.org.uk

- The Judging Panel's decision is final and no correspondence will be entered into.
- All competitors are encouraged to be in the Floral Design Studio for the presentation.
- Winners who cannot be present at those time should notify the NAFAS representative in the Floral Design Studio as early as possible.

First session

- Exhibits will be judged on Monday 21 May 2018.
- Medal cards and Best in Show roundel will be placed on exhibits by 8.00am on Tuesday 22 May 2018.
- Feedback: a representative from the judging panel will be available at the NAFAS table in the Floral Design Studio from 11.30am – 12.30pm on Tuesday 22 May 2018.
- Award Presentation: the Best Floral Arrangement Exhibit (1st Session) trophy will be presented to the winner at their exhibit at 3.30pm on Wednesday 23 May*.

Second session

- Exhibits will be judged on the morning of Thursday 24 May 2018.
- Medal cards and Best in Show roundel will be placed on the exhibits by 2.30pm or earlier* if possible on Thursday 24 May 2018.
- Feedback: a representative from the judging panel will be available at the NAFAS table in the Floral Design Studio from 2.30pm to 3.30pm on Thursday 24 May 2018.
- Award presentation: the Best Floral Arrangement Exhibit (2nd Session) trophy will be presented to the winner at their exhibit at 3.30pm on Thursday 24 May.

*Times subject to change

RHS Medals

Floral arrangement exhibits at the RHS Chelsea Flower Show are eligible for RHS medals:

- If an exhibit is considered to be below Bronze standard, no award will be made.
- The first time an exhibitor is awarded an RHS Gold Medal, the medal is provided by the Society. Medals for any other or subsequent awards are not provided but may be purchased.
- Award cards will be placed on the exhibits (two for Classes A and C, one for Classes B and D). Additional cards may be ordered from the RHS at the show. Each duplicate medal card costs £5.

ACCESSING THE SHOW AND TICKETS

Full information on access to the site is given in the RHS Chelsea Flower Show Manual 2018 which will be available in January 2018.

Badges or wristbands provide access to the showground for everyone involved in staging exhibits.

ACCESS WORKING PASS

You will be allocated a set number of access working passes, the split of which days will vary depending on whether you are allocated in Session 1 or Session 2. Your access working pass allocation will be confirmed upon allocation.

In order to obtain a working access pass you will be required to preregister all individuals involved in your exhibit, this includes each individual during build up, breakdown and show week. Each individual preregistering will need to provide the following personal details: full name, home address, date of birth and upload passport style photo onto the online registration account.

- Access to the site is not permitted without a valid access working pass.
- All vehicle occupants must wear a valid access working pass and the vehicle must have a valid pass.
- Access working passes are non-transferable.

TICKETS

In addition to the allocated access working pass, floral arrangers may purchase up to six full-day RHS Chelsea Flower Show 2018 tickets at RHS members' rates, subject to availability. These can be purchased through the online exhibitor zone only.

The demand for tickets is very high and they must be ordered by the deadline provided. Tickets requested after the deadline cannot be guaranteed, and those that we are to accommodate will be charged at full public rate, so it is

advised to ensure you purchase these as early as possible to avoid disappointment. The use of tickets as prizes in commercial promotions, hospitality or travel packages, lotteries or competitions without the prior written consent of the RHS is expressly prohibited.

It is against the terms and conditions of sale to resell tickets. Doing so will render them null and void and may affect your entitlement to buy or receive tickets to future shows.